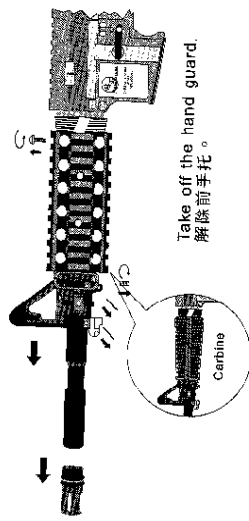


Instruction of M203 Grenade Launcher - Military Type (Short)

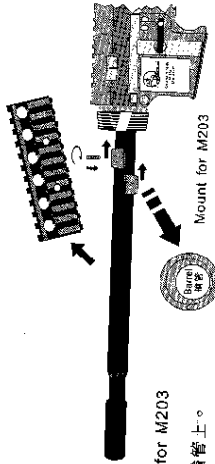
M203 榴彈炮發射器-軍用短版組裝說明書

1




Take off the hand guard.
解除前手托。

2



Put the mount for M203
on the barrel.
將M203扭蓋在槍管上。

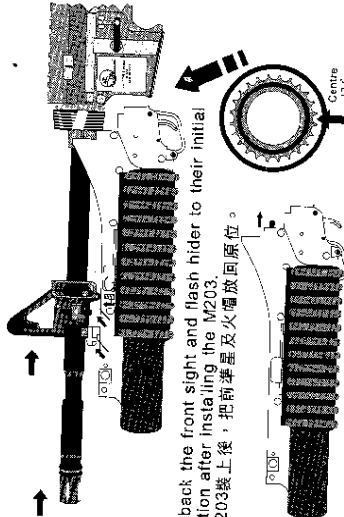
3



Install the M203 Grenade Launcher. 裝上M203榴彈炮發射器。

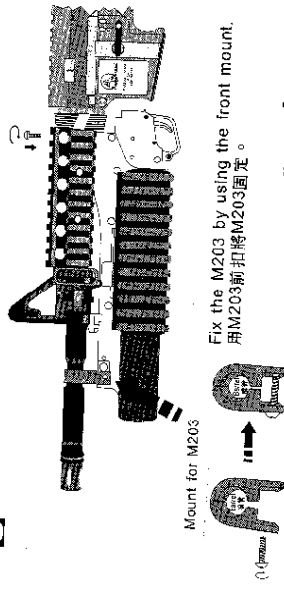
No. A104M
Made in Hong Kong

4



Put back the front sight and flash hider to their initial
position after installing the M203.
將M203裝上後，把前準星及火囑放回原位。

5



Fix the M203 by using the front mount.
用M203前扣將M203固定。